

PRODUCT CARD

MEDICAL WORKTABLES

Medical Tables manufactured by our company are made entirely of stainless steel, in various configurations genre and dimension. Levelling feet are a standard feature, models with drawers have roller guides, C-shaped stainless steel handles, chrome-nickel hinges.



Worktable
WM1006

dimensions		
L	B	H
600	600	890
800	600	890
900	600	890
1000	600	890
1200	600	890



Worktable
WM1009

dimensions		
L	B	H
600	600	890
800	600	890
900	600	890
1000	600	890
1200	600	890



Worktable
WM1007

dimensions		
L	B	H
600	600	890
800	600	890
900	600	890
1000	600	890
1200	600	890



Worktable
WM1008

dimensions		
L	B	H
600	600	890
800	600	890
900	600	890
1000	600	890
1200	600	890



Worktable
WM1000

dimensions		
L	B	H
1400	700	890



Worktable **WM1001**

dimensions		
L	B	H
1400	700	890



Worktable
WM1010

dimensions		
L	B	H
1400	600	890
1600	600	890
1800	600	890
2000	600	890
2200	600	890



Worktable
WM1011

dimensions		
L	B	H
1400	600	890
1600	600	890
1800	600	890
2000	600	890
2200	600	890



Worktable
WM1012

dimensions		
L	B	H
1400	600	890
1600	600	890
1800	600	890
2000	600	890
2200	600	890



Worktable with
cabinet **WM1014**

dimensions		
L	B	H
800	600	890
1000	600	890
1200	600	890
1400	600	890



Worktable with
cabinet **WM1015**

dimensions		
L	B	H
800	600	890
1000	600	890
1200	600	890
1400	600	890



Worktable with
cabinet **WM1016**

dimensions		
L	B	H
800	600	890
1000	600	890
1200	600	890
1400	600	890



Worktable with
cabinet **WM1018**

dimensions		
L	B	H
800	600	890
1000	600	890
1200	600	890
1400	600	890



Worktable with
cabinet **WM1017**

dimensions		
L	B	H
800	600	890
1000	600	890
1200	600	890
1400	600	890



dimensions		
L	B	H
800	600	890
1000	600	890
1200	600	890
1400	600	890

Worktable with cabinet
WM1020



dimensions		
L	B	H
800	600	890
1000	600	890
1200	600	890
1400	600	890

Worktable with cabinet
WM1019



dimensions		
L	B	H
1400	700	890/1600

Single stand for creating packets
WM1002



dimensions		
L	B	H
1400	700	890/1600

Single stand for creating packets
WM1003



dimensions		
L	B	H
1400	700x2	890/1600

Double stand for creating packets
WM1004



The standard stands used for creating packets feature worktop with addition with shelves, drawers on roller guides, with a handle in the shape of the letter C, tabletop lighting beneath the bottom shelf, electric socket 6A / 240V



dimensions		
L	B	H
1400	700	890
1800	900	890

Table with illuminated top
WM1005



dimensions		
L	B	H
620	410	920-1380
750	500	920-1380

cart for surgical instruments "Mayo" type with hydraulic height adjustment **WM1101**



dimensions		
L	B	H
620	410	920-1380
750	500	920-1380

Cart for surgical instruments "Mayo" type with manual height adjustment **WM1100**



dimensions		
L	B	H
1000	500	920-1450
1300	600	920-1450

cart for surgical instruments "Mayo" type with hydraulic height adjustment **WM1102**




dimensions		
L	B	H
1900	590	660

Trolley to transport bodies
WM8008



dimensions		
L	B	H
2085	825	850


Simple dissection table
WM8007



Tray Cover
WM8009

dimensions


L	B	H
2060	672	330



Flat Tray
WM8010

dimensions

L	B	H
2060	670	60



Dissection Table
WM8011

dimensions

L	B	H
2060	870	890

The standard features worktop with
sink 500x400 mm, elbow dispensers

WIBO-BT Monika Bober-Kuchta

ul. Kolejowa 20
13-124 Kozłowo k. Nidzicy
Poland

www.wibo-bt.com.pl

telefony/ phone numbers:

sekretariat / office: +48 89 626 75 09
dział handlu / sales: +48 89 626 76 76
+48 604 271 805, +48 606 839 232,
+48 506 199 472, +48 668 039 281

fax: +48 89 626 75 00

mail: poczta@wibo-bt.com.pl

